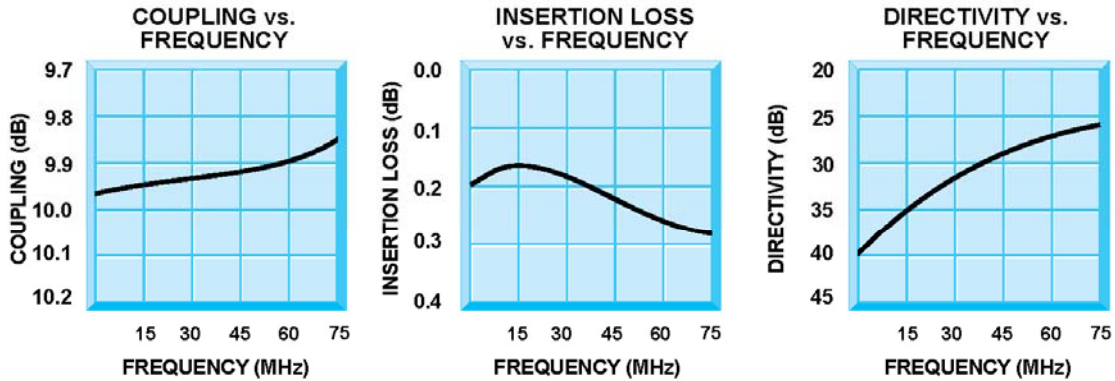




# D3-20005 / 20006

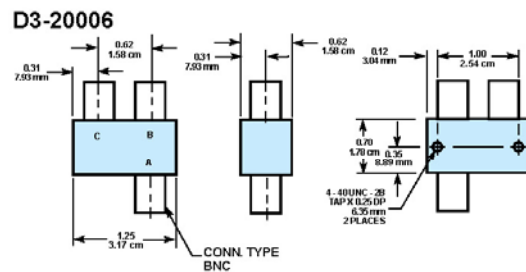
## 0.75 to 75 MHz 10 dB Directional Couplers



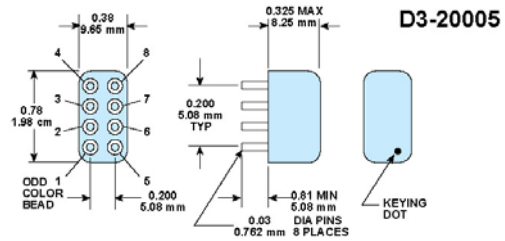
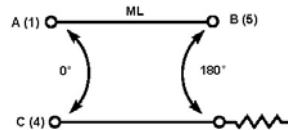
### Guaranteed Specifications (-54° to +85°C)

Frequency Range	0.75 to 75 MHz
Coupling	10 ± 0.1 dB
Coupling Flatness	±0.10 dB Max.
Insertion Loss	0.35 dB Max.
Directivity	30 dB
VSWR	1.15:1 Max.
Impedance	50 Ohms
Power Handling	3 Watts Max.

### Mechanical Outline



### Functional Schematic



STC Microwave Systems – [www.cranae.com](http://www.cranae.com)  
 28 Tozer Road • Beverly, MA 01915  
 phone: 978-524-7200 • email: [electronics@cranae.com](mailto:electronics@cranae.com)

Revision D3-20005-20006 2005.08/25/2005

STC MICROWAVE SYSTEMS - OLEKTRON  
 A CRANE CO. COMPANY

