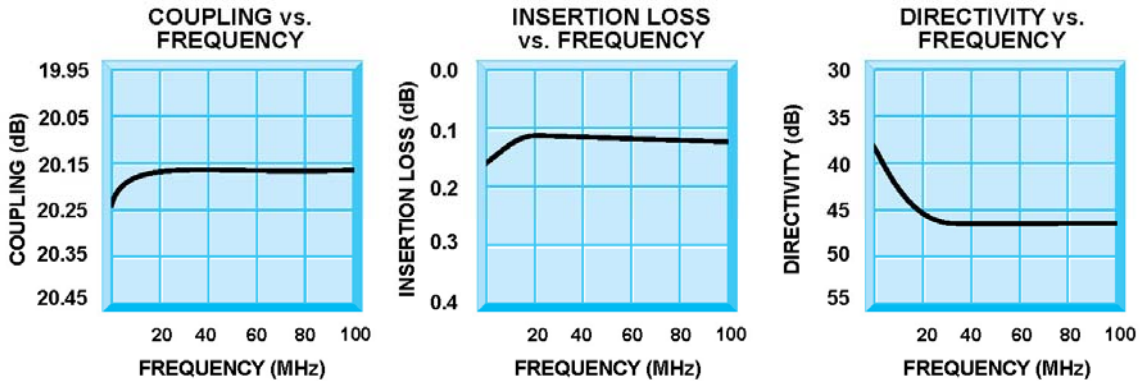


D4-20003 / 20004

1 to 100 MHz 20 dB Bi-Directional Couplers

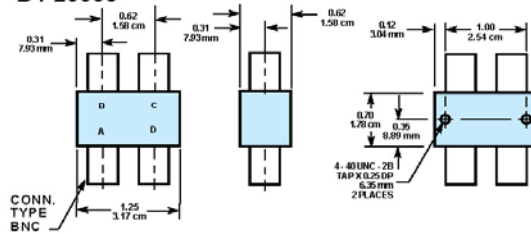


Guaranteed Specifications (-54° to +85°C)

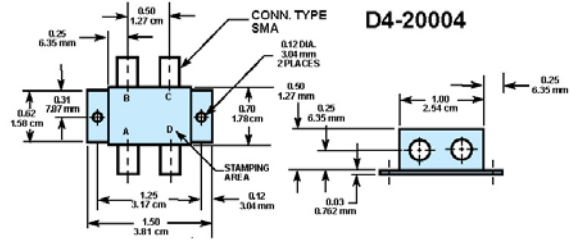
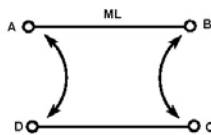
Frequency Range	1 to 100 MHz
Coupling	20.25 ± 0.25 dB
Coupling Flatness	±0.35 dB Max.
Insertion Loss	0.3 dB Max.
Directivity	20 dB Min.
VSWR	1.15:1 Max.
Impedance	50 Ohms
Power Handling	3 Watts Max.

Mechanical Outline

D4-20003



Functional Schematic



STC Microwave Systems – www.cranae.com
 28 Tozer Road • Beverly, MA 01915
 phone: 978-524-7200 • email: electronics@cranae.com

Revision D3-20003 - 20004 2005 08252005

STC MICROWAVE SYSTEMS - OLEKTRON
 A CRANE CO. COMPANY

