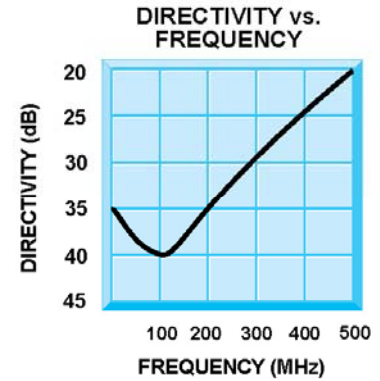
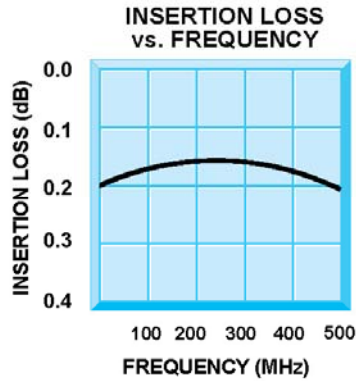
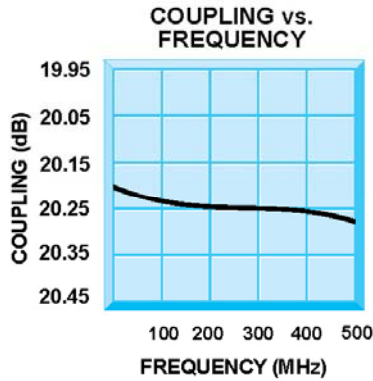


D3-40001-40002-40003 20 dB DIRECTIONAL COUPLERS

D3-40001 / 40002 / 40003 10 to 500 MHz 20 dB Directional Couplers

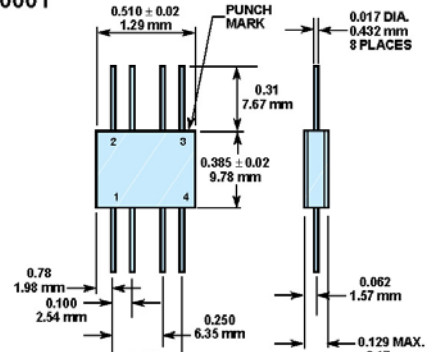


Guaranteed Specifications (-54° to +85°C)

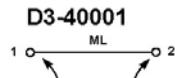
Frequency Range	10 to 100 MHz
Coupling	20.25 ± 0.25 dB
Coupling Flatness	±0.25 dB Max.
Insertion Loss	0.5 dB Max.
Directivity	20 dB Min.
VSWR	1.2:1 Max.
Impedance	50 Ohms
Power Handling	3 Watts Max.

Mechanical Outline

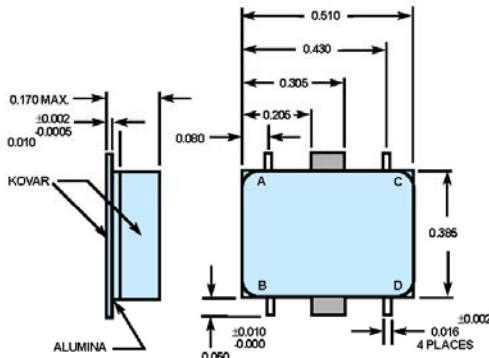
D3-40001



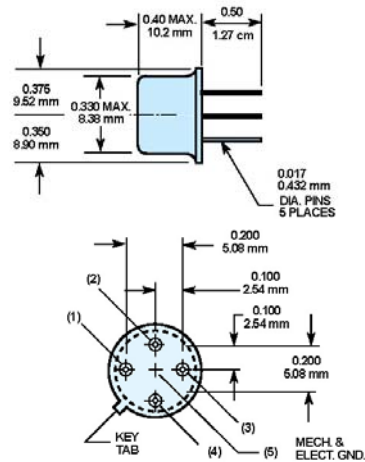
Functional Schematic



D3-40002



D3-40003



STC Microwave Systems – www.cranae.com
 28 Tozer Road • Beverly, MA 01915
 phone: 978-524-7200 • email: electronics@cranae.com

Revision D3-40001-40002-40003 2005 02252005

STC MICROWAVE SYSTEMS - OLEKTRON
 A CRANE CO. COMPANY

