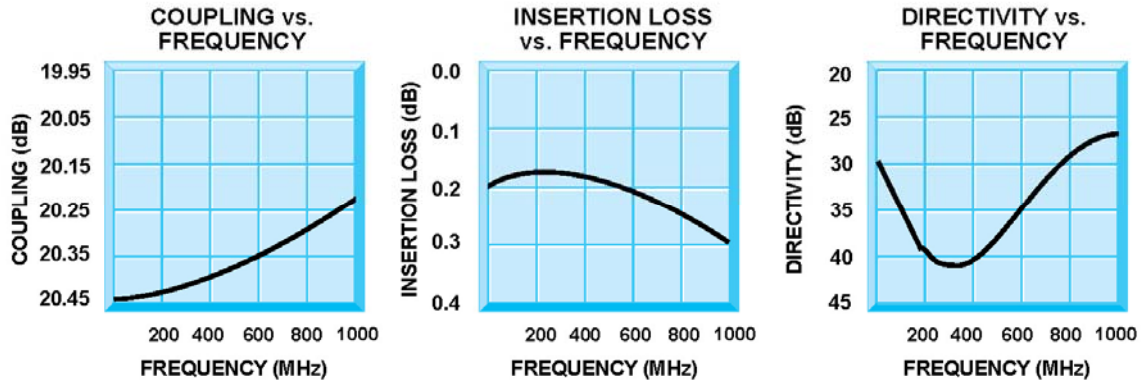




D3-50001 20dB DIRECTIONAL COUPLER

D3-50001

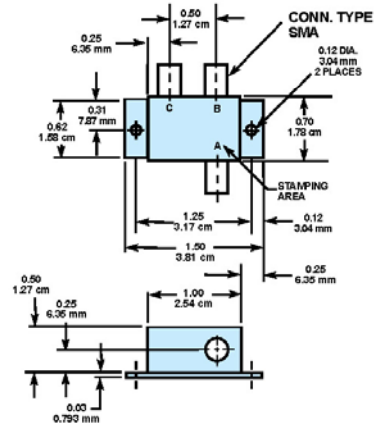
10 to 1000 MHz 20 dB Directional Coupler



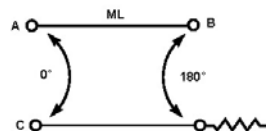
Guaranteed Specifications (-54° to +85°C)

| | |
|-------------------|-----------------|
| Frequency Range | 10 to 1000 MHz |
| Coupling | 20.25 ± 0.35 dB |
| Coupling Flatness | ±0.35 dB Max. |
| Insertion Loss | 0.5 dB Max. |
| Directivity | 20 dB Min. |
| VSWR | 1.2:1 Max. |
| Impedance | 50 Ohms |
| Power Handling | 3 Watts Max. |

Mechanical Outline



Functional Schematic



STC Microwave Systems – www.cranae.com
 28 Tozer Road • Beverly, MA 01915
 phone: 978-524-7200 • email: electronics@cranae.com

Revision D3-50001 2005 08252005

STC MICROWAVE SYSTEMS - OLEKTRON
 A CRANE CO. COMPANY

