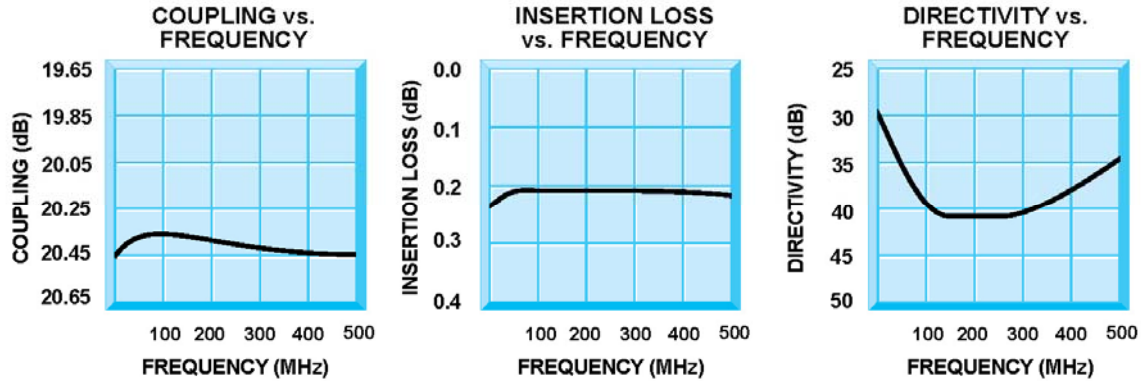




## D4-40001 / 40002 / 40003 10 to 500 MHz 20 dB Bi-Directional Couplers

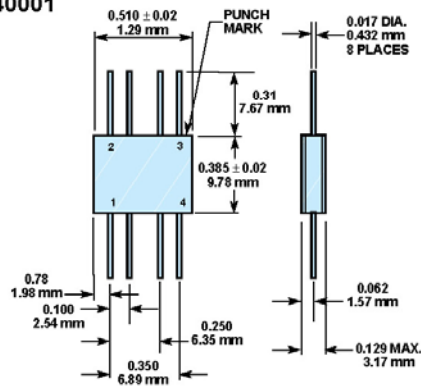


### Guaranteed Specifications (-54° to +85°C)

Frequency Range	10 to 1000 MHz
Coupling	20.25 ± 0.35 dB
Coupling Flatness	±0.5 dB Max.
Insertion Loss	0.5 dB Max.
Directivity	20 dB Min.
VSWR	1.2:1 Max.
Impedance	50 Ohms
Power Handling	3 Watts Max.

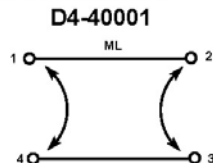
### Mechanical Outline

#### D4-40001

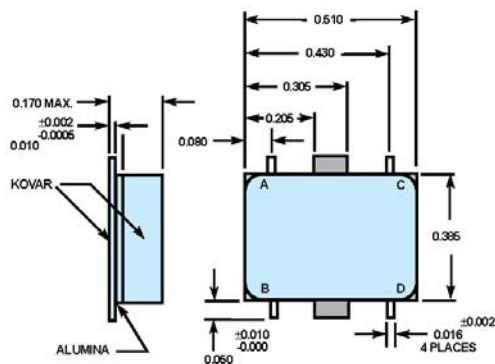


Additional Mechanical Outlines on next page

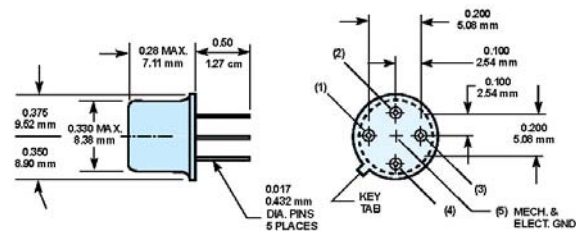
### Functional Schematic



#### D4-40002



#### D4-40003



STC Microwave Systems – [www.craneae.com](http://www.craneae.com)  
 28 Tozer Road • Beverly, MA 01915  
 phone: 978-524-7200 • email: [electronics@craneae.com](mailto:electronics@craneae.com)

Revision D4-40001-40002-40003 2005 08252005

STC MICROWAVE SYSTEMS - OLEKTRON  
 A CRANE CO. COMPANY

