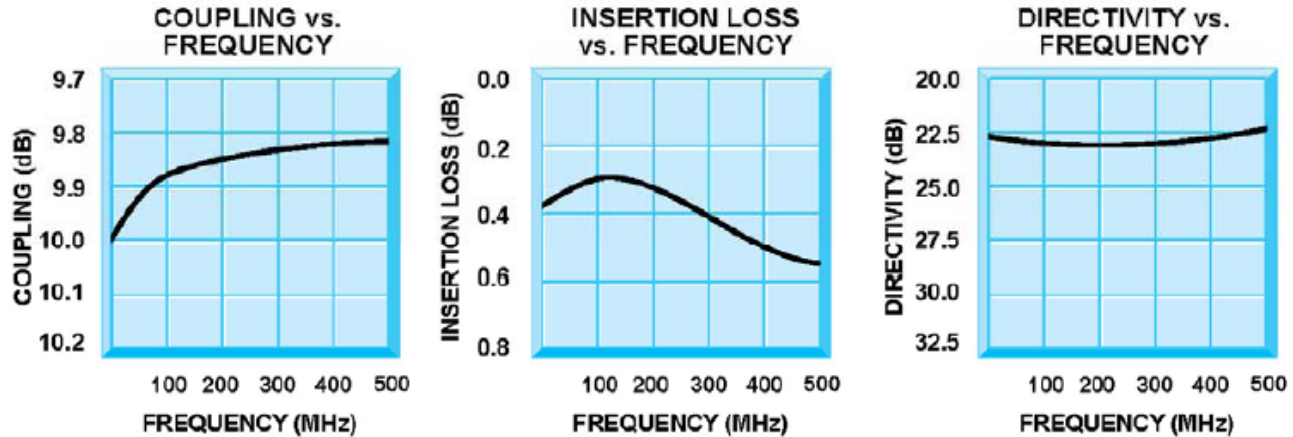


D4-40006 / 40007 / 40008

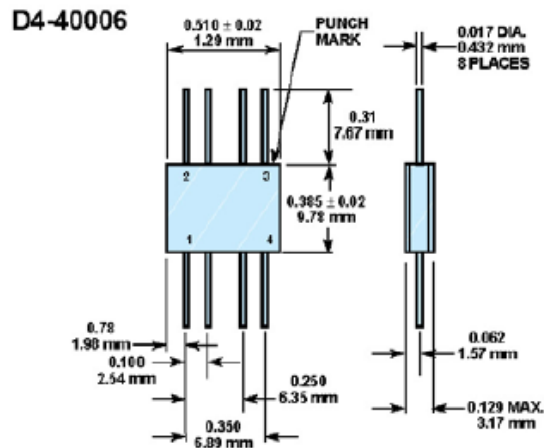
10 to 500 MHz 10 dB Bi-Directional Couplers



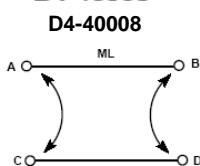
Guaranteed Specifications (-54° to +85°C)

Frequency Range	10 to 500 MHz
Coupling	10 ± 0.3 dB
Coupling Flatness	±0.3 dB Max.
Insertion Loss	0.5 dB Max.
Directivity	20 dB Min.
VSWR	1.2:1 Max.
Impedance	50 Ohms
Power Handling	3 Watts Max.

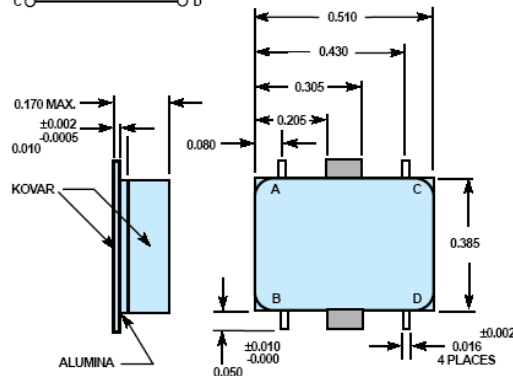
Mechanical Outline



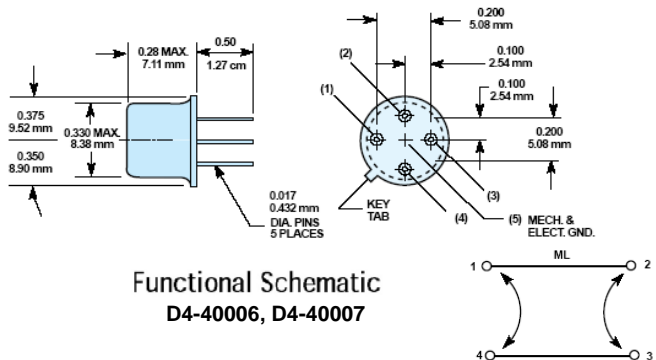
Functional Schematic



D4-40008



D4-40007



STC Microwave Systems – www.craneae.com
 28 Tozer Road • Beverly, MA 01915
 phone: 978-524-7200 • email: electronics@crane-eg.com

STC MICROWAVE SYSTEMS - OLEKTRON
 A CRANE CO. COMPANY

